



Prepared by Joseph W. Brady Inc., dba The Bradco Companies

	A	B	C	D	E	F	G
1	 The <b>BRADCO</b> Companies Corporate DRE LIC. 01057618 a commercial real estate company A division of Joseph W. Brady, Inc.						
2	<b>Northern Portions of San Bernardino County Welfare Trends</b>						
3							
4	<b>Cities Welfare Population by Percentage of Population on Aid</b>	<b>2000</b>		<b>2005</b>		<b>2010</b>	
5	Barstow	25.1%		35.5%		43.0%	
6	Adelanto	24.6%		32.9%		45.0%	
7	Victorville	20.8%		22.2%		32.2%	
8	Needles	18.9%		25.1%		28.3%	
9	Apple Valley	16.8%		19.4%		25.0%	
10	Hesperia	16.7%		20.3%		31.0%	
11	<b>TOTAL</b>	<b>19.3%</b>		<b>23.1%</b>		<b>32.2%</b>	
12							
13	<b>Value of Welfare by City (Annual)</b>	<b>2000</b>		<b>2005</b>		<b>2010</b>	
14	Barstow	\$ 20,969,856.00		\$ 48,365,232.00		\$ 59,858,364.00	
15	Adelanto	\$ 14,009,736.00		\$ 45,436,656.00		\$ 77,315,616.00	
16	Victorville	\$ 46,769,712.00		\$ 110,398,092.00		\$ 205,128,156.00	
17	Needles	\$ 3,795,828.00		\$ 8,102,856.00		\$ 9,415,500.00	
18	Apple Valley	\$ 34,617,696.00		\$ 71,987,736.00		\$ 101,251,752.00	
19	Hesperia	\$ 36,655,020.00		\$ 88,252,620.00		\$ 151,709,100.00	
20	<b>TOTAL</b>	<b>\$ 156,817,848.00</b>		<b>\$ 372,543,192.00</b>		<b>\$ 604,678,488.00</b>	
21							
22	<b>Cash Benefit Population by City (number of persons)</b>	<b>2000</b>		<b>2005</b>		<b>2010</b>	
23	Barstow	2,947		2,944		2,982	
24	Adelanto	1,952		2,723		4,205	
25	Victorville	6,512		5,974		10,047	
26	Needles	508		469		528	

Prepared by Joseph W. Brady Inc., dba The Bradco Companies

	A	B	C	D	E	F	G
2	<b>Northern Portions of San Bernardino County Welfare Trends</b>						
27	<b>Apple Valley</b>	4,878		3,831		5,080	
28	<b>Hesperia</b>	4,982		4,496		7,048	
29	<b>TOTAL</b>	<b>21,779</b>		<b>20,437</b>		<b>29,890</b>	
30							
31							
32	Joseph W. Brady, Inc., dba The Bradco Companies (publisher of the Bradco High Desert Report), provides this annual update via Ms. Michelle Vu- Statistical Analyst for San Bernardino County's Human Service						
33	Please submit questions and/or comments to Mr. Joseph W. Brady, CCIM, SIOR, President of The Bradco Companies via phone: (760) 951-5111 x101 or email: jbrady@thebradcocompanies.com.						
34							


Prepared by Joseph W. Brady Inc., dba The Bradco Companies

	A	H	I	J	K	L	M
1	 The <b>BRADCO</b> Companies Corporate DRE LIC. 01057618 a commercial real estate company A division of Joseph W. Brady, Inc.						
2	<b>Northern Portions of San Bernardino County Welfare Trends</b>						
3							
4	<b>Cities Welfare Population by Percentage of Population on Aid</b>	<b>2011</b>		<b>2012</b>		<b>2013</b>	
5	<b>Barstow</b>	46.3%		46.8%		48.9%	
6	<b>Adelanto</b>	44.3%		47.0%		49.4%	
7	<b>Victorville</b>	34.9%		36.6%		39.4%	
8	<b>Needles</b>	36.5%		35.0%		36.2%	
9	<b>Apple Valley</b>	27.5%		28.4%		30.0%	
10	<b>Hesperia</b>	33.5%		33.7%		36.6%	
11	<b>TOTAL</b>	<b>34.7%</b>		<b>35.8%</b>		<b>38.2%</b>	
12							
13	<b>Value of Welfare by City (Annual)</b>	<b>2011</b>		<b>2012</b>		<b>2013</b>	
14	<b>Barstow</b>	\$ 57,214,728.00		\$ 60,521,712.00		\$ 66,706,464.00	
15	<b>Adelanto</b>	\$ 80,156,352.00		\$ 86,395,248.00		\$ 93,348,780.00	
16	<b>Victorville</b>	\$ 218,671,908.00		\$ 243,297,900.00		\$ 272,496,708.00	
17	<b>Needles</b>	\$ 9,475,128.00		\$ 9,419,508.00		\$ 10,089,384.00	
18	<b>Apple Valley</b>	\$ 104,967,000.00		\$ 113,528,928.00		\$ 124,215,948.00	
19	<b>Hesperia</b>	\$ 159,264,348.00		\$ 167,198,568.00		\$ 187,229,496.00	
20	<b>TOTAL</b>	<b>\$ 629,749,464.00</b>		<b>\$ 680,361,864.00</b>		<b>\$ 754,086,780.00</b>	
21							
22	<b>Cash Benefit Population by City (number of persons)</b>	<b>2011</b>		<b>2012</b>		<b>2013</b>	
23	<b>Barstow</b>	3,018		2,943		2,882	
24	<b>Adelanto</b>	4,834		4,401		4,384	
25	<b>Victorville</b>	11,222		11,084		11,245	
26	<b>Needles</b>	553		508		525	

Prepared by Joseph W. Brady Inc., dba The Bradco Companies

	A	H	I	J	K	L	M
2	<b>Northern Portions of San Bernardino County Welfare Trends</b>						
27	<b>Apple Valley</b>	5,549		5,512		5,519	
28	<b>Hesperia</b>	7,822		7,251		7,085	
29	<b>TOTAL</b>	<b>32,998</b>		<b>31,699</b>		<b>31,640</b>	
30							
31							
32	Joseph W. Brady, Inc., dba The Bradco Companies (publisher of the Bradco High Desert Report), is – Research, Outcomes, and Quality Support (ROQS) Department (909-388-0291).						
33	Please submit questions and/or comments to Mr. Joseph W. Brady, CCIM, SIOR, President of The						
34							


Prepared by Joseph W. Brady Inc., dba The Bradco Companies

	A	N	O	P	Q	R	S
1							
2	<b>Northern Portions of San Bernardino County Welfare Trends</b>						
3							
4	<b>Cities Welfare Population by Percentage of Population on Aid</b>	<b>2014</b>		<b>2015</b>		<b>2016</b>	
5	<b>Barstow</b>	53.0%		63.7%		72.3%	
6	<b>Adelanto</b>	52.9%		61.2%		67.8%	
7	<b>Victorville</b>	44.5%		52.9%		58.9%	
8	<b>Needles</b>	42.1%		51.7%		54.3%	
9	<b>Apple Valley</b>	33.0%		39.0%		41.7%	
10	<b>Hesperia</b>	41.5%		49.8%		55.2%	
11	<b>TOTAL</b>	<b>42.7%</b>		<b>50.7%</b>		<b>58.4%</b>	
12							
13	<b>Value of Welfare by City (Annual)</b>	<b>2014</b>		<b>2015</b>		<b>2016</b>	
14	<b>Barstow</b>	\$ 81,245,148.00		\$ 98,846,568.00		\$ 109,787,136.00	
15	<b>Adelanto</b>	\$ 115,391,484.00		\$ 134,185,404.00		\$ 140,028,780.00	
16	<b>Victorville</b>	\$ 342,478,596.00		\$ 410,988,720.00		\$ 436,992,144.00	
17	<b>Needles</b>	\$ 13,087,968.00		\$ 16,786,392.00		\$ 17,300,196.00	
18	<b>Apple Valley</b>	\$ 150,692,712.00		\$ 179,982,612.00		\$ 188,016,132.00	
19	<b>Hesperia</b>	\$ 237,966,060.00		\$ 288,790,140.00		\$ 300,114,576.00	
20	<b>TOTAL</b>	<b>\$ 940,861,968.00</b>		<b>\$ 1,129,579,836.00</b>		<b>\$ 1,192,238,964.00</b>	
21							
22	<b>Cash Benefit Population by City (number of persons)</b>	<b>2014</b>		<b>2015</b>		<b>2016</b>	
23	<b>Barstow</b>	3,103		3,339		3,500	
24	<b>Adelanto</b>	4,406		4,478		4,337	
25	<b>Victorville</b>	11,678		11,989		11,531	
26	<b>Needles</b>	545		555		563	

Prepared by Joseph W. Brady Inc., dba The Bradco Companies

	A	N	O	P	Q	R	S
2	<b>Northern Portions of San Bernardino County Welfare Trends</b>						
27	<b>Apple Valley</b>	5,227		5,488		5,039	
28	<b>Hesperia</b>	7,253		7,453		6,966	
29	<b>TOTAL</b>	<b>32,212</b>		<b>33,302</b>		<b>31,936</b>	
30							
31				2014 20% increase in Medi-Cal cases due to Affordable			
32	Joseph W. Brady, Inc., dba The Bradco Companies (publisher of the Bradco High Desert Report), p						
33	Please submit questions and/or comments to Mr. Joseph W. Brady, CCIM, SIOR, President of The						
34							

Prepared by Joseph W. Brady Inc., dba The Bradco Companies


	A	T	U	V	W	X	Y
1							
2	<b>Northern Portions of San Bernardino County Welfare Trends</b>						
3							
4	<b>Cities Welfare Population by Percentage of Population on Aid</b>	<b>2017</b>		<b>2018</b>		<b>2019</b>	
5	Barstow	71.8%		73.9%		74.3%	
6	Adelanto	64.6%		62.2%		61.3%	
7	Victorville	57.6%		57.8%		54.8%	
8	Needles	54.5%		52.0%		55.8%	
9	Apple Valley	40.2%		39.9%		41.4%	
10	Hesperia	52.6%		52.0%		48.8%	
11	<b>TOTAL</b>	<b>56.9%</b>		<b>54.0%</b>		<b>52.4%</b>	
12							
13	<b>Value of Welfare by City (Annual)</b>	<b>2017</b>		<b>2018</b>		<b>2019</b>	
14	Barstow	\$ 115,355,916.00		\$ 125,919,024.96		\$ 121,931,103.72	
15	Adelanto	\$ 143,002,704.00		\$ 147,751,321.56		\$ 142,122,790.80	
16	Victorville	\$ 442,966,788.00		\$ 466,536,806.64		\$ 443,478,415.08	
17	Needles	\$ 17,808,180.00		\$ 17,578,141.20		\$ 18,346,129.68	
18	Apple Valley	\$ 189,203,568.00		\$ 194,124,004.56		\$ 197,059,027.08	
19	Hesperia	\$ 303,321,948.00		\$ 314,556,039.00		\$ 294,650,354.16	
20	<b>TOTAL</b>	<b>\$ 1,211,659,104.00</b>		<b>\$ 1,266,465,337.92</b>		<b>\$ 1,217,587,820.52</b>	
21							
22	<b>Cash Benefit Population by City (number of persons)</b>	<b>2017</b>		<b>2018</b>		<b>2019</b>	
23	Barstow	4,204		4,495		4,090	
24	Adelanto	4,904		4,398		4,066	
25	Victorville	11,928		11,804		10,454	
26	Needles	544		436		430	

Prepared by Joseph W. Brady Inc., dba The Bradco Companies

	A	T	U	V	W	X	Y
2	<b>Northern Portions of San Bernardino County Welfare Trends</b>						
27	<b>Apple Valley</b>	5,173		4,763		4,831	
28	<b>Hesperia</b>	7,138		6,541		5,822	
29	<b>TOTAL</b>	<b>33,891</b>		<b>32,437</b>		<b>29,693</b>	
30							
31		Care Act					
32	Joseph W. Brady, Inc., dba The Bradco Companies (publisher of the Bradco High Desert Report), p						
33	Please submit questions and/or comments to Mr. Joseph W. Brady, CCIM, SIOR, President of The						
34							




Prepared by Joseph W. Brady Inc., dba The Bradco Companies

	A	Z	AA	AB	AC	AD	AE
1							
2	<b>Northern Portions of San Bernardino County Welfare Trends</b>						
3							
4	<b>Cities Welfare Population by Percentage of Population on Aid</b>	<b>2020</b>		<b>2021</b>		<b>2022</b>	
5	Barstow	78.1%		83.4%		85.8%	
6	Adelanto	62%		65.9%		67.1%	
7	Victorville	56%		59.7%		59.5%	
8	Needles	59.3%		61.1%		70.6%	
9	Apple Valley	42.5%		46.2%		48.5%	
10	Hesperia	49.5%		53.5%		55.4%	
11	<b>TOTAL</b>	<b>53.6%</b>		<b>57.5%</b>		<b>58.8%</b>	
12							
13	<b>Value of Welfare by City (Annual)</b>	<b>2020</b>		<b>2021</b>		<b>2022</b>	
14	Barstow	\$ 133,240,072.32		\$ 160,961,533.20		\$ 180,175,275.12	
15	Adelanto	\$ 151,354,826.16		\$ 177,326,891.28		\$ 194,328,411.36	
16	Victorville	\$ 474,139,453.68		\$ 570,817,779.96		\$ 634,275,273.00	
17	Needles	\$ 20,791,681.68		\$ 24,439,417.92		\$ 26,441,089.80	
18	Apple Valley	\$ 212,583,048.00		\$ 258,081,392.64		\$ 286,149,165.24	
19	Hesperia	\$ 314,466,269.88		\$ 379,905,258.24		\$ 425,830,583.64	
20	<b>TOTAL</b>	<b>\$ 1,306,575,351.72</b>		<b>\$ 1,571,532,273.24</b>		<b>\$ 1,747,199,798.16</b>	
21							
22	<b>Cash Benefit Population by City (number of persons)</b>	<b>2020</b>		<b>2021</b>		<b>2022</b>	
23	Barstow	4,234		3,965		4,087	
24	Adelanto	3,848		3,373		3,332	
25	Victorville	10,237		9,025		8,963	
26	Needles	471		382		310	

Prepared by Joseph W. Brady Inc., dba The Bradco Companies

	A	Z	AA	AB	AC	AD	AE
2	<b>Northern Portions of San Bernardino County Welfare Trends</b>						
27	<b>Apple Valley</b>	4,511		3,873		3,763	
28	<b>Hesperia</b>	5,599		4,881		4,862	
29	<b>TOTAL</b>	<b>28,900</b>		<b>25,499</b>		<b>25,317</b>	
30							
31							
32	Joseph W. Brady, Inc., dba The Bradco Companies (publisher of the Bradco High Desert Report), p						
33	Please submit questions and/or comments to Mr. Joseph W. Brady, CCIM, SIOR, President of The						
34							

Prepared by Joseph W. Brady Inc., dba The Bradco Companies

	A	AF	AG
1			
2	<b>Northern Portions of San Bernardino County Welfare Trends</b>		
3			
4	<b>Cities Welfare Population by Percentage of Population on Aid</b>	<b>2021 compared to 2022</b>	<b>2000 Compared to 2022</b>
5	<b>Barstow</b>	0.024	60.7%
6	<b>Adelanto</b>	0.012	42.5%
7	<b>Victorville</b>	-0.002	38.7%
8	<b>Needles</b>	0.095	51.7%
9	<b>Apple Valley</b>	0.023	31.7%
10	<b>Hesperia</b>	0.019	38.7%
11	<b>TOTAL</b>	<b>1.30%</b>	<b>39.50%</b>
12			
13	<b>Value of Welfare by City (Annual)</b>	<b>2021 compared to 2022</b>	<b>2000 Compared to 2022</b>
14	<b>Barstow</b>	\$ 19,213,741.92	\$ 159,205,419.12
15	<b>Adelanto</b>	\$ 17,001,520.08	\$ 180,318,675.36
16	<b>Victorville</b>	\$ 63,457,493.04	\$ 587,505,561.00
17	<b>Needles</b>	\$ 2,001,671.88	\$ 22,645,261.80
18	<b>Apple Valley</b>	\$ 28,067,772.60	\$ 251,531,469.24
19	<b>Hesperia</b>	\$ 45,925,325.40	\$ 389,175,563.64
20	<b>TOTAL</b>	<b>The welfare dollar amount increase from 2021 to 2022 is \$175,667,542.92; which is a ±11.18% increase from 2021.</b>	<b>The welfare dollar amount increase from 2000 to 2022 is \$1,590,381,950.16; which is a 1014.2% increase since 2000.</b>
21			
22	<b>Cash Benefit Population by City (number of persons)</b>	<b>2021 compared to 2022</b>	<b>2000 Compared to 2022</b>
23	<b>Barstow</b>	122	1,140
24	<b>Adelanto</b>	(41)	1,380
25	<b>Victorville</b>	(62)	2,451
26	<b>Needles</b>	(72)	(198)

Prepared by Joseph W. Brady Inc., dba The Bradco Companies

	A	AF	AG
2	<b>Northern Portions of San Bernardino County Welfare Trends</b>		
27	<b>Apple Valley</b>	(110)	(1,115)
28	<b>Hesperia</b>	(19)	(120)
29	<b>TOTAL</b>	<b>The number of residents receiving aid has decreased by 182 since the year 2021; which is a 0.714% decrease.</b>	<b>The number of residents receiving aid has increased by 3,538 from the year 2000; which is a 16.25%increase.</b>
30			
31			
32	Joseph W. Brady, Inc., dba The Bradco Companies (publisher of the Bradco High Desert Report), p		
33	Please submit questions and/or comments to Mr. Joseph W. Brady, CCIM, SIOR, President of The		
34			